






DIGITAL CITIZENSHIP CURRICULUM		GRADE 3					
 <p>Common Core State Standards Initiative: English Language Arts GRADE 3</p>		Rings of Responsibility	Password Power-Up	This Is Me	Our Digital Citizenship Pledge	The Power of Words	Is Seeing Believing?
College and Career Readiness Anchor Standards for Reading							
KEY IDEAS AND DETAILS							
A.R.1	Read closely to determine what the text says explicitly and to make logical inferences from it; cite specific textual evidence when writing or speaking to support conclusions drawn from the text.	•	•	•	•	•	•
A.R.2	Determine central ideas or themes of a text and analyze their development; summarize the key supporting details and ideas.						
A.R.3	Analyze how and why individuals, events, and ideas develop and interact over the course of a text.						
CRAFT AND STRUCTURE							
A.R.4	Interpret words and phrases as they are used in a text, including determining technical, connotative, and figurative meanings, and analyze how specific word choices shape meaning or tone.	•	•	•	•	•	•
A.R.5	Analyze the structure of texts, including how specific sentences, paragraphs, and larger portions of the text (e.g., a section, chapter, scene, or stanza) relate to each other and the whole.						
A.R.6	Assess how point of view or purpose shapes the content and style of a text.						
INTEGRATION OF KNOWLEDGE AND IDEAS							
A.R.7	Integrate and evaluate content presented in diverse media and formats, including visually and quantitatively, as well as in words.	•	•	•	•	•	•
A.R.8	Delineate and evaluate the argument and specific claims in a text, including the validity of the reasoning as well as the relevance and sufficiency of the evidence.						
A.R.9	Analyze how two or more texts address similar themes or topics in order to build knowledge or to compare the approaches the authors take.						
RANGE AND LEVEL OF TEXT COMPLEXITY							
A.R.10	Read and comprehend complex literary and informational texts independently and proficiently.	•	•	•	•	•	•

DIGITAL CITIZENSHIP CURRICULUM		GRADE 3																																																																									
 <p>Common Core State Standards Initiative: English Language Arts GRADE 3</p>		Rings of Responsibility	Password Power-Up	This Is Me	Our Digital Citizenship Pledge	The Power of Words	Is Seeing Believing?																																																																				
		<p>Reading Standards for Literature K-5</p> <p>KEY IDEAS AND DETAILS</p> <table border="1"> <tr> <td>RL.3.1</td> <td>Refer to details and examples in a text when explaining what the text says explicitly and when drawing inferences from the text.</td> <td></td><td></td><td></td><td></td><td></td> </tr> <tr> <td>RL.3.2</td> <td>Determine a theme of a story, drama, or poem from details in the text; summarize the text.</td> <td></td><td></td><td></td><td></td><td></td> </tr> <tr> <td>RL.3.3</td> <td>Describe in depth a character, setting, or event in a story or drama, drawing on specific details in the text (e.g., a character’s thoughts, words, or actions).</td> <td></td><td></td><td></td><td></td><td></td> </tr> </table> <p>CRAFT AND STRUCTURE</p> <table border="1"> <tr> <td>RL.3.4</td> <td>Determine the meaning of words and phrases as they are used in a text, including those that allude to significant characters found in mythology (e.g., Herculean).</td> <td></td><td></td><td></td><td></td><td></td> </tr> <tr> <td>RL.3.5</td> <td>Explain major differences between poems, drama, and prose, and refer to the structural elements of poems (e.g., verse, rhythm, meter) and drama (e.g., casts of characters, settings, descriptions, dialogue, stage directions) when writing or speaking about a text.</td> <td></td><td></td><td></td><td></td><td></td> </tr> <tr> <td>RL.3.6</td> <td>Compare and contrast the point of view from which different stories are narrated, including the difference between first- and third-person narrations.</td> <td></td><td></td><td></td><td></td><td></td> </tr> </table> <p>INTEGRATION OF KNOWLEDGE AND IDEAS</p> <table border="1"> <tr> <td>RL.3.7</td> <td>Make connections between the text of a story or drama and a visual or oral presentation of the text, identifying where each version reflects specific descriptions and directions in the text.</td> <td></td><td></td><td></td><td></td><td></td> </tr> <tr> <td>RL.3.8</td> <td>(Not applicable to literature)</td> <td></td><td></td><td></td><td></td><td></td> </tr> <tr> <td>RL.3.9</td> <td>Compare and contrast the treatment of similar themes and topics (e.g., opposition of good and evil) and patterns of events (e.g., the quest) in stories, myths, and traditional literature from different cultures.</td> <td></td><td></td><td></td><td></td><td></td> </tr> </table> <p>RANGE AND LEVEL OF TEXT COMPLEXITY</p> <table border="1"> <tr> <td>RL.3.10</td> <td>By the end of the year, read and comprehend literature, including stories, dramas, and poetry, in the grades 4–5 text complexity band proficiently, with scaffolding as needed at the high end of the range.</td> <td></td><td></td><td></td><td></td><td></td> </tr> </table>						RL.3.1	Refer to details and examples in a text when explaining what the text says explicitly and when drawing inferences from the text.						RL.3.2	Determine a theme of a story, drama, or poem from details in the text; summarize the text.						RL.3.3	Describe in depth a character, setting, or event in a story or drama, drawing on specific details in the text (e.g., a character’s thoughts, words, or actions).						RL.3.4	Determine the meaning of words and phrases as they are used in a text, including those that allude to significant characters found in mythology (e.g., Herculean).						RL.3.5	Explain major differences between poems, drama, and prose, and refer to the structural elements of poems (e.g., verse, rhythm, meter) and drama (e.g., casts of characters, settings, descriptions, dialogue, stage directions) when writing or speaking about a text.						RL.3.6	Compare and contrast the point of view from which different stories are narrated, including the difference between first- and third-person narrations.						RL.3.7	Make connections between the text of a story or drama and a visual or oral presentation of the text, identifying where each version reflects specific descriptions and directions in the text.						RL.3.8	(Not applicable to literature)						RL.3.9	Compare and contrast the treatment of similar themes and topics (e.g., opposition of good and evil) and patterns of events (e.g., the quest) in stories, myths, and traditional literature from different cultures.						RL.3.10	By the end of the year, read and comprehend literature, including stories, dramas, and poetry, in the grades 4–5 text complexity band proficiently, with scaffolding as needed at the high end of the range.			
RL.3.1	Refer to details and examples in a text when explaining what the text says explicitly and when drawing inferences from the text.																																																																										
RL.3.2	Determine a theme of a story, drama, or poem from details in the text; summarize the text.																																																																										
RL.3.3	Describe in depth a character, setting, or event in a story or drama, drawing on specific details in the text (e.g., a character’s thoughts, words, or actions).																																																																										
RL.3.4	Determine the meaning of words and phrases as they are used in a text, including those that allude to significant characters found in mythology (e.g., Herculean).																																																																										
RL.3.5	Explain major differences between poems, drama, and prose, and refer to the structural elements of poems (e.g., verse, rhythm, meter) and drama (e.g., casts of characters, settings, descriptions, dialogue, stage directions) when writing or speaking about a text.																																																																										
RL.3.6	Compare and contrast the point of view from which different stories are narrated, including the difference between first- and third-person narrations.																																																																										
RL.3.7	Make connections between the text of a story or drama and a visual or oral presentation of the text, identifying where each version reflects specific descriptions and directions in the text.																																																																										
RL.3.8	(Not applicable to literature)																																																																										
RL.3.9	Compare and contrast the treatment of similar themes and topics (e.g., opposition of good and evil) and patterns of events (e.g., the quest) in stories, myths, and traditional literature from different cultures.																																																																										
RL.3.10	By the end of the year, read and comprehend literature, including stories, dramas, and poetry, in the grades 4–5 text complexity band proficiently, with scaffolding as needed at the high end of the range.																																																																										


DIGITAL CITIZENSHIP CURRICULUM		GRADE 3					
		Rings of Responsibility	Password Power-Up	This Is Me	Our Digital Citizenship Pledge	The Power of Words	Is Seeing Believing?
Reading Standards for Informational Text K-5							
KEY IDEAS AND DETAILS							
RI.3.1	Refer to details and examples in a text when explaining what the text says explicitly and when drawing inferences from the text.						
RI.3.2	Determine the main idea of a text and explain how it is supported by key details; summarize the text.						
RI.3.3	Explain events, procedures, ideas, or concepts in a historical, scientific, or technical text, including what happened and why, based on specific information in the text.						
CRAFT AND STRUCTURE							
RI.3.4	Determine the meaning of general academic and domain-specific words or phrases in a text relevant to a grade 4 topic or subject area.	•	•	•	•	•	•
RI.3.5	Describe the overall structure (e.g., chronology, comparison, cause/effect, problem/solution) of events, ideas, concepts, or information in a text or part of a text.						
RI.3.6	Describe the overall structure (e.g., chronology, comparison, cause/effect, problem/solution) of events, ideas, concepts, or information in a text or part of a text.						
INTEGRATION OF KNOWLEDGE AND IDEAS							
RI.3.7	Use information gained from illustrations (e.g., maps, photographs) and the words in a text to demonstrate understanding of the text (e.g., where, when, why, and how key events occur).	•	•	•	•	•	•
RI.3.8	Describe the logical connection between particular sentences and paragraphs in a text (e.g., comparison, cause/effect, first/second/third in a sequence).						
RI.3.9	Compare and contrast the most important points and key details presented in two texts on the same topic.						
RANGE AND LEVEL OF TEXT COMPLEXITY							
RI.3.10	By the end of the year, read and comprehend informational texts, including history/social studies, science, and technical texts, at the high end of the grades 2–3 text complexity band independently and proficiently.	•	•	•	•	•	•


DIGITAL CITIZENSHIP CURRICULUM		GRADE 3																																																																																																																			
 <p>Common Core State Standards Initiative: English Language Arts GRADE 3</p>		Rings of Responsibility	Password Power-Up	This Is Me	Our Digital Citizenship Pledge	The Power of Words	Is Seeing Believing?																																																																																																														
		<p>Reading Standards: Foundational Skills K-5</p> <p>PHONICS AND WORD RECOGNITION</p> <tr> <td>RF.3.3</td> <td>Know and apply grade-level phonics and word analysis skills in decoding words.</td> <td></td> <td></td> <td></td> <td></td> <td></td> <td></td> </tr> <tr> <td>RF.3.3a</td> <td>Identify and know the meaning of the most common prefixes and derivational suffixes.</td> <td></td> <td></td> <td></td> <td></td> <td></td> <td></td> </tr> <tr> <td>RF.3.3b</td> <td>Decode words with common Latin suffixes.</td> <td></td> <td></td> <td></td> <td></td> <td></td> <td></td> </tr> <tr> <td>RF.3.3c</td> <td>Decode multisyllable words.</td> <td></td> <td></td> <td></td> <td></td> <td></td> <td></td> </tr> <tr> <td>RF.3.3d</td> <td>Read with sufficient accuracy and fluency to support comprehension.</td> <td></td> <td></td> <td></td> <td></td> <td></td> <td></td> </tr> <tr> <td colspan="8">FLUENCY</td> </tr> <tr> <td>RF.3.4a</td> <td>Read on-level text with purpose and understanding.</td> <td>•</td> <td>•</td> <td>•</td> <td>•</td> <td>•</td> <td>•</td> </tr> <tr> <td>RF.3.4b</td> <td>Read on-level prose and poetry orally with accuracy, appropriate rate, and expression on successive readings.</td> <td></td> <td></td> <td></td> <td></td> <td></td> <td></td> </tr> <tr> <td>RF.3.4c</td> <td>Use context to confirm or self-correct word recognition and understanding, rereading as necessary.</td> <td></td> <td></td> <td></td> <td></td> <td></td> <td></td> </tr> <tr> <td colspan="8">College and Career Readiness Anchor Standards for Writing</td> </tr> <tr> <td colspan="8">TEXT TYPES AND PURPOSES</td> </tr> <tr> <td>A.W.1</td> <td>Write arguments to support claims in an analysis of substantive topics or texts.</td> <td></td> <td></td> <td></td> <td></td> <td>•</td> <td></td> </tr> <tr> <td>A.W.2</td> <td>Write informative/explanatory texts to examine and convey complex ideas and information clearly and accurately through the effective selection.</td> <td>•</td> <td>•</td> <td>•</td> <td>•</td> <td>•</td> <td></td> </tr> <tr> <td>A.W.3</td> <td>Write narratives to develop real or imagined experiences or events using effective technique.</td> <td></td> <td></td> <td></td> <td></td> <td></td> <td></td> </tr>						RF.3.3	Know and apply grade-level phonics and word analysis skills in decoding words.							RF.3.3a	Identify and know the meaning of the most common prefixes and derivational suffixes.							RF.3.3b	Decode words with common Latin suffixes.							RF.3.3c	Decode multisyllable words.							RF.3.3d	Read with sufficient accuracy and fluency to support comprehension.							FLUENCY								RF.3.4a	Read on-level text with purpose and understanding.	•	•	•	•	•	•	RF.3.4b	Read on-level prose and poetry orally with accuracy, appropriate rate, and expression on successive readings.							RF.3.4c	Use context to confirm or self-correct word recognition and understanding, rereading as necessary.							College and Career Readiness Anchor Standards for Writing								TEXT TYPES AND PURPOSES								A.W.1	Write arguments to support claims in an analysis of substantive topics or texts.					•		A.W.2	Write informative/explanatory texts to examine and convey complex ideas and information clearly and accurately through the effective selection.	•	•	•	•	•		A.W.3	Write narratives to develop real or imagined experiences or events using effective technique.				
RF.3.3	Know and apply grade-level phonics and word analysis skills in decoding words.																																																																																																																				
RF.3.3a	Identify and know the meaning of the most common prefixes and derivational suffixes.																																																																																																																				
RF.3.3b	Decode words with common Latin suffixes.																																																																																																																				
RF.3.3c	Decode multisyllable words.																																																																																																																				
RF.3.3d	Read with sufficient accuracy and fluency to support comprehension.																																																																																																																				
FLUENCY																																																																																																																					
RF.3.4a	Read on-level text with purpose and understanding.	•	•	•	•	•	•																																																																																																														
RF.3.4b	Read on-level prose and poetry orally with accuracy, appropriate rate, and expression on successive readings.																																																																																																																				
RF.3.4c	Use context to confirm or self-correct word recognition and understanding, rereading as necessary.																																																																																																																				
College and Career Readiness Anchor Standards for Writing																																																																																																																					
TEXT TYPES AND PURPOSES																																																																																																																					
A.W.1	Write arguments to support claims in an analysis of substantive topics or texts.					•																																																																																																															
A.W.2	Write informative/explanatory texts to examine and convey complex ideas and information clearly and accurately through the effective selection.	•	•	•	•	•																																																																																																															
A.W.3	Write narratives to develop real or imagined experiences or events using effective technique.																																																																																																																				


DIGITAL CITIZENSHIP CURRICULUM		GRADE 3					
 <p>Common Core State Standards Initiative: English Language Arts GRADE 3</p>		Rings of Responsibility	Password Power-Up	This Is Me	Our Digital Citizenship Pledge	The Power of Words	Is Seeing Believing?
		PRODUCTION AND DISTRIBUTION OF WRITING					
A.W.4	Produce clear and coherent writing in which the development, organization, and style are appropriate to task, purpose, and audience.	•	•	•	•	•	•
A.W.5	Develop and strengthen writing as needed by planning, revising, editing, rewriting, or trying a new approach.						
A.W.6	Use technology, including the internet, to produce and publish writing and to interact and collaborate with others.						
RESEARCH TO BUILD KNOWLEDGE							
A.W.7	Conduct short as well as more sustained research projects based on focused questions, demonstrating understanding of the subject under investigation.						
A.W.8	Gather relevant information from multiple print and digital sources, assess the credibility and accuracy of each source, and integrate the information while avoiding plagiarism.						
A.W.9	Draw evidence from literary or informational texts to support analysis, reflection, and research.						
RANGE OF WRITING							
A.W.10	Draw evidence from literary or informational texts to support analysis, reflection, and research.	•	•	•	•	•	•
Writing Standards							
TEXT TYPES AND PURPOSES							
W.3.1	Write opinion pieces on topics or texts, supporting a point of view with reasons.						
W.3.1a	Introduce the topic or text they are writing about, state an opinion, and create an organizational structure that lists reasons.						
W.3.1b	Provide reasons that support the opinion.						
W.3.1c	Use linking words and phrases (e.g., because, therefore, since, for example) to connect opinion and reasons.						

DIGITAL CITIZENSHIP CURRICULUM		GRADE 3					
 <p>Common Core State Standards Initiative: English Language Arts GRADE 3</p>		Rings of Responsibility	Password Power-Up	This Is Me	Our Digital Citizenship Pledge	The Power of Words	Is Seeing Believing?
W.3.1d	Provide a concluding statement or section.						
W.3.2	Write informative/explanatory texts to examine a topic and convey ideas and information clearly.						
W.3.2a	Introduce a topic and group related information together; include illustrations when useful to aiding comprehension.						
W.3.2b	Develop the topic with facts, definitions, and details..						
W.3.2c	Use linking words and phrases (e.g., also, another, and, more, but) to connect ideas within categories of information.						
W.3.2d	Provide a concluding statement or section.						
W.3.3	Write narratives to develop real or imagined experiences or events using effective technique, descriptive details, and clear event sequences.						
W.3.3a	Establish a situation and introduce a narrator and/or characters; organize an event sequence that unfolds naturally.						
W.3.3b	Use dialogue and descriptions of actions, thoughts, and feelings to develop experiences and events or show the response of characters to situations.						
W.3.3c	Use temporal words and phrases to signal event order.						
W.3.3d	Provide a sense of closure.						
PRODUCTION AND DISTRIBUTION OF WRITING							
W.3.4	With guidance and support from adults, produce writing in which the development and organization are appropriate to task and purpose. (Grade-specific expectations for writing types are defined in standards 1-3 above.)	●	●	●	●	●	●
W.3.5	With guidance and support from peers and adults, develop and strengthen writing as needed by planning, revising, and editing. (Editing for conventions should demonstrate command of language standards 1-3 up to and including grade 3 on pages 28 and 29.)						
W.3.6	With guidance and support from adults, use technology to produce and publish writing (using keyboarding skills) as well as to interact and collaborate with others.						


DIGITAL CITIZENSHIP CURRICULUM		GRADE 3					
<p>Common Core State Standards Initiative: English Language Arts GRADE 3</p>		Rings of Responsibility	Password Power-Up	This Is Me	Our Digital Citizenship Pledge	The Power of Words	Is Seeing Believing?
		RESEARCH TO BUILD KNOWLEDGE					
W.3.7	Conduct short research projects that build knowledge about a topic.						
W.3.8	Recall information from experiences or gather information from print and digital sources; take brief notes on sources and sort evidence into provided categories.						
W.3.9	(Begins in grade 4)						
RANGE OF WRITING							
W.3.10	Write routinely over extended time frames (time for research, reflection, and revision) and shorter time frames (a single sitting or a day or two) for a range of discipline-specific tasks, purposes, and audiences.	•	•	•	•	•	•
College and Career Readiness Anchor Standards for Speaking and Listening							
COMPREHENSION AND COLLABORATION							
A.SL.1	Prepare for and participate effectively in a range of conversations and collaborations with diverse partners, building on others' ideas and expressing their own clearly and persuasively.	•	•	•	•	•	•
A.SL.2	Integrate and evaluate information presented in diverse media and formats, including visually, quantitatively, and orally.	•	•	•	•	•	•
A.SL.3	Evaluate a speaker's point of view, reasoning, and use of evidence and rhetoric.						
A.SL.4	Present information, findings, and supporting evidence such that listeners can follow the line of reasoning and the organization, development, and style are appropriate to task, purpose, and audience.	•	•	•	•	•	•
A.SL.5	Make strategic use of digital media and visual displays of data to express information and enhance understanding of presentations.			•	•		•
A.SL.6	Adapt speech to a variety of contexts and communicative tasks, demonstrating command of formal English when indicated or appropriate.	•	•	•	•	•	•

DIGITAL CITIZENSHIP CURRICULUM		GRADE 3					
 <p>Common Core State Standards Initiative: English Language Arts GRADE 3</p>		Rings of Responsibility	Password Power-Up	This Is Me	Our Digital Citizenship Pledge	The Power of Words	Is Seeing Believing?
		Speaking and Listening Standards K-5					
COMPREHENSION AND COLLABORATION							
SL.3.1	Engage effectively in a range of collaborative discussions (one-on-one, in groups, and teacher led) with diverse partners on grade 3 topics and texts, building on others' ideas and expressing their own clearly.						
SL.3.1a	Come to discussions prepared, having read or studied required material; explicitly draw on that preparation and other information known about the topic to explore ideas under discussion.	•	•	•	•	•	•
SL.3.1b	Follow agreed-upon rules for discussions (e.g., gaining the floor in respectful ways, listening to others with care, speaking one at a time about the topics and texts under discussion).	•	•	•	•	•	•
SL.3.1c	Ask questions to check understanding of information presented, stay on topic, and link their comments to the remarks of others.	•	•				
SL.3.1d	Explain their own ideas and understanding in light of the discussion.	•	•	•	•	•	•
SL.3.2	Determine the main ideas and supporting details of a text read aloud or information presented in diverse media and formats, including visually, quantitatively, and orally.						
SL.3.3	Ask and answer questions about information from a speaker, offering appropriate elaboration and detail.	•	•	•	•		•
PRESENTATION OF KNOWLEDGE AND IDEAS							
SL.3.4	Report on a topic or text, tell a story, or recount an experience with appropriate facts and relevant, descriptive details, speaking clearly at an understandable pace.	•	•	•	•	•	•
SL.3.5	Create engaging audio recordings of stories or poems that demonstrate fluid reading at an understandable pace; add visual displays when appropriate to emphasize or enhance certain facts or details.			•	•		•
SL.3.6	Speak in complete sentences when appropriate to task and situation in order to provide requested detail or clarification. (See grade 3 language standards 1 and 3 on pages 28 and 29 for specific expectations.)	•	•	•	•	•	•

DIGITAL CITIZENSHIP CURRICULUM		GRADE 3																																																																			
 <p>Common Core State Standards Initiative: English Language Arts GRADE 3</p>		Rings of Responsibility	Password Power-Up	This Is Me	Our Digital Citizenship Pledge	The Power of Words	Is Seeing Believing?																																																														
		<p>College and Career Readiness Anchor Standards for Language</p> <p>CONVENTIONS IN WRITING AND SPEAKING</p> <tr> <td>A.L.1</td> <td>Demonstrate command of the conventions of standard English grammar and usage when writing or speaking.</td> <td></td> <td></td> <td>•</td> <td></td> <td></td> <td></td> </tr> <tr> <td>A.L.2</td> <td>Demonstrate command of the conventions of standard English capitalization, punctuation, and spelling when writing.</td> <td></td> <td></td> <td></td> <td></td> <td></td> <td></td> </tr> <tr> <td colspan="8">KNOWLEDGE OF LANGUAGE</td> </tr> <tr> <td>A.L.3</td> <td>Apply knowledge of language to understand how language functions in different contexts, to make effective choices for meaning or style, and to comprehend more fully when reading or listening.</td> <td>•</td> <td>•</td> <td>•</td> <td></td> <td></td> <td></td> </tr> <tr> <td colspan="8">VOCABULARY ACQUISITION AND USE</td> </tr> <tr> <td>A.L.14</td> <td>Determine or clarify the meaning of unknown and multiple-meaning words and phrases by using context clues, analyzing meaningful word parts, and consulting general and specialized reference materials, as appropriate.</td> <td>•</td> <td>•</td> <td>•</td> <td>•</td> <td>•</td> <td>•</td> </tr> <tr> <td>A.L.15</td> <td>Demonstrate understanding of figurative language, word relationships, and nuances in word meanings.</td> <td></td> <td></td> <td></td> <td></td> <td></td> <td></td> </tr> <tr> <td>A.L.16</td> <td>Acquire and use accurately a range of general academic and domain-specific words and phrases sufficient for reading, writing, speaking, and listening at the college and career readiness level; demonstrate independence in gathering vocabulary knowledge when encountering an unknown term important to comprehension or expression.</td> <td>•</td> <td>•</td> <td>•</td> <td>•</td> <td>•</td> <td>•</td> </tr>						A.L.1	Demonstrate command of the conventions of standard English grammar and usage when writing or speaking.			•				A.L.2	Demonstrate command of the conventions of standard English capitalization, punctuation, and spelling when writing.							KNOWLEDGE OF LANGUAGE								A.L.3	Apply knowledge of language to understand how language functions in different contexts, to make effective choices for meaning or style, and to comprehend more fully when reading or listening.	•	•	•				VOCABULARY ACQUISITION AND USE								A.L.14	Determine or clarify the meaning of unknown and multiple-meaning words and phrases by using context clues, analyzing meaningful word parts, and consulting general and specialized reference materials, as appropriate.	•	•	•	•	•	•	A.L.15	Demonstrate understanding of figurative language, word relationships, and nuances in word meanings.							A.L.16	Acquire and use accurately a range of general academic and domain-specific words and phrases sufficient for reading, writing, speaking, and listening at the college and career readiness level; demonstrate independence in gathering vocabulary knowledge when encountering an unknown term important to comprehension or expression.	•	•	•	•
A.L.1	Demonstrate command of the conventions of standard English grammar and usage when writing or speaking.			•																																																																	
A.L.2	Demonstrate command of the conventions of standard English capitalization, punctuation, and spelling when writing.																																																																				
KNOWLEDGE OF LANGUAGE																																																																					
A.L.3	Apply knowledge of language to understand how language functions in different contexts, to make effective choices for meaning or style, and to comprehend more fully when reading or listening.	•	•	•																																																																	
VOCABULARY ACQUISITION AND USE																																																																					
A.L.14	Determine or clarify the meaning of unknown and multiple-meaning words and phrases by using context clues, analyzing meaningful word parts, and consulting general and specialized reference materials, as appropriate.	•	•	•	•	•	•																																																														
A.L.15	Demonstrate understanding of figurative language, word relationships, and nuances in word meanings.																																																																				
A.L.16	Acquire and use accurately a range of general academic and domain-specific words and phrases sufficient for reading, writing, speaking, and listening at the college and career readiness level; demonstrate independence in gathering vocabulary knowledge when encountering an unknown term important to comprehension or expression.	•	•	•	•	•	•																																																														

DIGITAL CITIZENSHIP CURRICULUM		GRADE 3					
 <p>Common Core State Standards Initiative: English Language Arts GRADE 3</p>		Rings of Responsibility	Password Power-Up	This Is Me	Our Digital Citizenship Pledge	The Power of Words	Is Seeing Believing?
		<p>Language Standards K-5</p> <p>CONVENTIONS OF STANDARD ENGLISH</p>					
L.3.1	Demonstrate command of the conventions of standard English grammar and usage when writing or speaking.						
L.3.1a	Explain the function of nouns, pronouns, verbs, adjectives, and adverbs in general and their functions in particular sentences.			•			
L.3.1b	Form and use regular and irregular plural nouns.						
L.3.1c	Use abstract nouns (e.g., childhood).						
L.3.1d	Form and use regular and irregular verbs.						
L.3.1e	Form and use the simple verb tenses (e.g., I walked; I walk; I will walk).						
L.3.1f	Ensure subject-verb and pronoun-antecedent agreement.*						
L.3.1g	Form and use comparative and superlative adjectives and adverbs, and choose between them depending on what is to be modified.						
L.3.1h	Use coordinating and subordinating conjunctions.						
L.3.1i	Produce simple, compound, and complex sentences.						
L.3.2	Demonstrate command of the conventions of standard English capitalization, punctuation, and spelling when writing.						
L.3.2	Capitalize appropriate words in titles.						
L.3.2a	Use commas in addresses.						
L.3.2b	Use commas and quotation marks in dialogue.						
L.3.2c	Form and use possessives.						

DIGITAL CITIZENSHIP CURRICULUM		GRADE 3					
<p>Common Core State Standards Initiative: English Language Arts GRADE 3</p>		Rings of Responsibility	Password Power-Up	This Is Me	Our Digital Citizenship Pledge	The Power of Words	Is Seeing Believing?
L.3.2d	Use conventional spelling for high-frequency and other studied words and for adding suffixes to base words (e.g., sitting, smiled, cries, happiness).						
L.3.2e	Use spelling patterns and generalizations (e.g., word families, position-based spellings, syllable patterns, ending rules, meaningful word parts) in writing words.						
L.3.2f	Consult reference materials, including beginning dictionaries, as needed to check and correct spellings.						
KNOWLEDGE OF LANGUAGE							
L.3.3	Use knowledge of language and its conventions when writing, speaking, reading, or listening.						
L.3.3a	Choose words and phrases for effect.*						
L.3.3b	Recognize and observe differences between the conventions of spoken and written standard English.						
VOCABULARY ACQUISITION AND USE							
L.3.4	Determine or clarify the meaning of unknown and multiple-meaning word and phrases based on grade 3 reading and content, choosing flexibly from a range of strategies.	•	•	•	•	•	•
L.3.4a	Use sentence-level context as a clue to the meaning of a word or phrase.						
L.3.4b	Determine the meaning of the new word formed when a known affix is added to a known word (e.g., agreeable/disagreeable, comfortable/uncomfortable, care/careless, heat/preheat).						
L.3.4c	Use a known root word as a clue to the meaning of an unknown word with the same root (e.g., company, companion).						
L.3.4d	Use glossaries or beginning dictionaries, both print and digital, to determine or clarify the precise meaning of key words and phrases.	•	•	•	•	•	•
L.3.5	Demonstrate understanding of word relationships and nuances in word meanings.						
L.3.5a	Distinguish the literal and nonliteral meanings of words and phrases in context (e.g., take steps).						
L.3.5b	Identify real-life connections between words and their use (e.g., describe people who are friendly or helpful).						

DIGITAL CITIZENSHIP CURRICULUM		GRADE 3					
 <p>Common Core State Standards Initiative: English Language Arts GRADE 3</p>		Rings of Responsibility	Password Power-Up	This Is Me	Our Digital Citizenship Pledge	The Power of Words	Is Seeing Believing?
L.3.5c	Distinguish shades of meaning among related words that describe states of mind or degrees of certainty (e.g., knew, believed, suspected, heard, wondered).						
L.3.6	Acquire and use accurately grade-appropriate conversational, general academic, and domain specific words and phrases, including those that signal spatial and temporal relationships (e.g., After dinner that night we went looking for them).	•	•	•	•	•	•